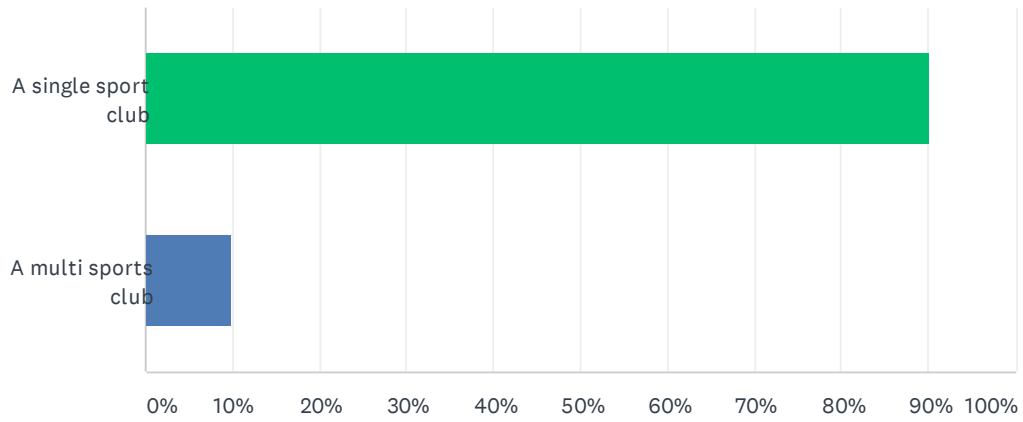


Q1 Is your club:

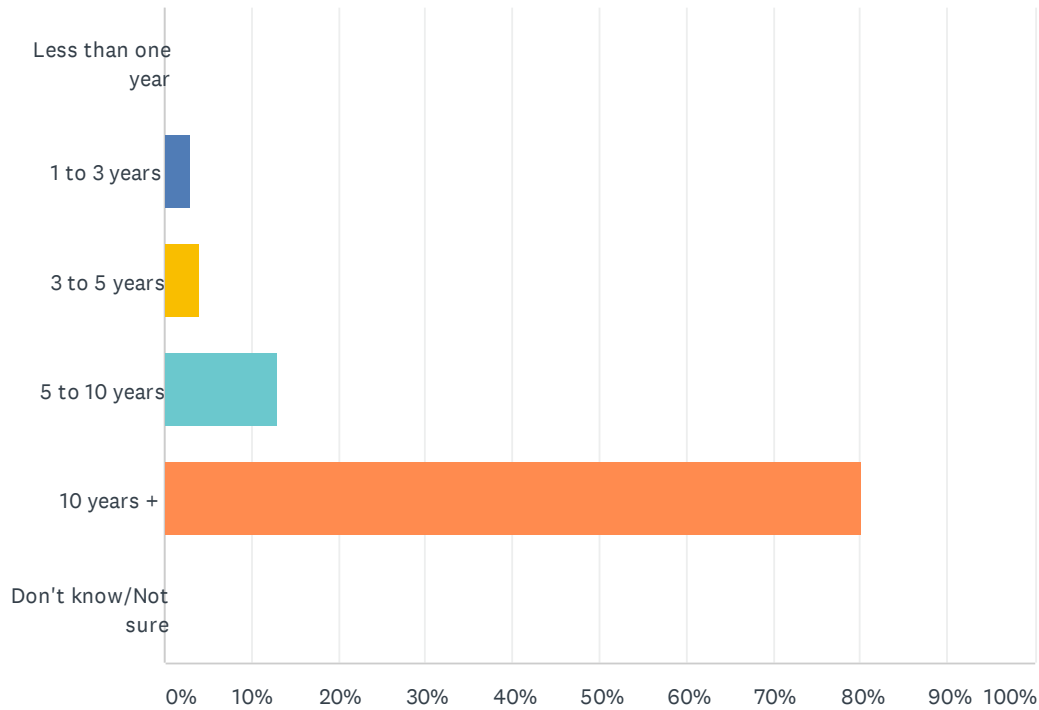
Answered: 101 Skipped: 0



ANSWER CHOICES	RESPONSES	
A single sport club	90.10%	91
A multi sports club	9.90%	10
TOTAL		101

Q2 Approximately how many years has your club been operating?

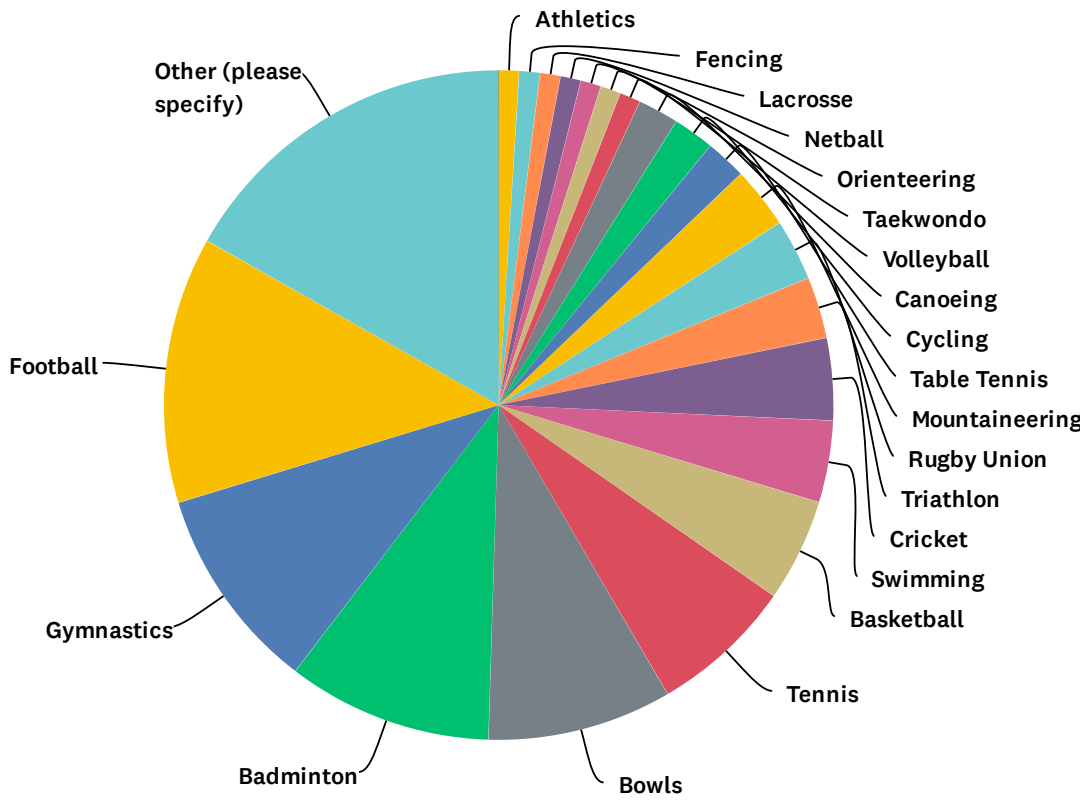
Answered: 101 Skipped: 0



ANSWER CHOICES	RESPONSES	
Less than one year	0.00%	0
1 to 3 years	2.97%	3
3 to 5 years	3.96%	4
5 to 10 years	12.87%	13
10 years +	80.20%	81
Don't know/Not sure	0.00%	0
TOTAL		101

Q3 Which sport(s) does your club offer?

Answered: 101 Skipped: 0



The 2021 Club Development Scotland Survey

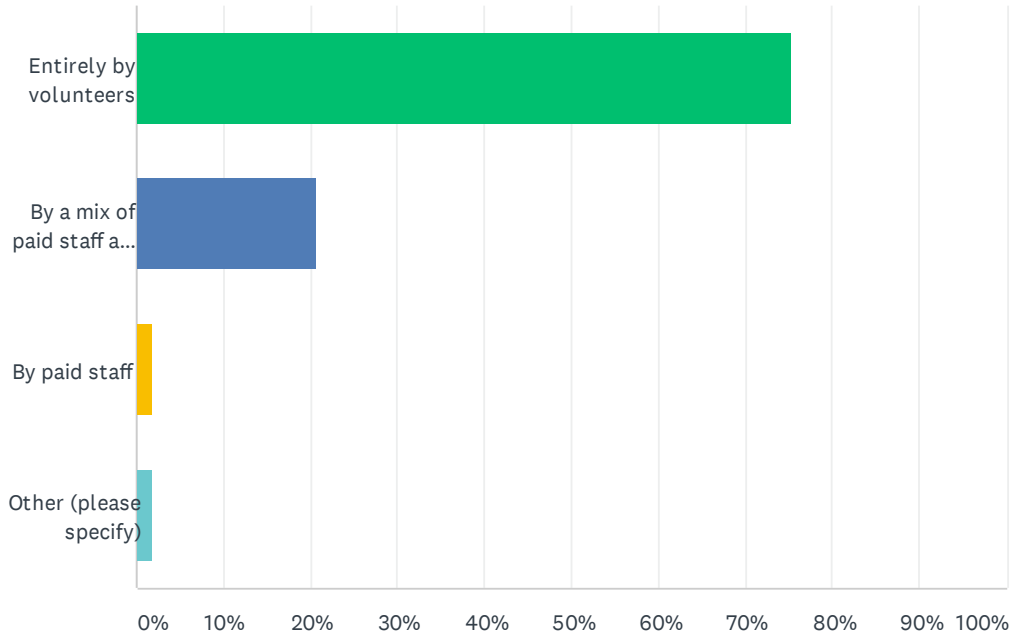
ANSWER CHOICES	RESPONSES	
Angling	0.00%	0
Archery	0.00%	0
Baseball & Softball	0.00%	0
Boxing	0.00%	0
Gym & Fitness	0.00%	0
Handball	0.00%	0
Hockey	0.00%	0
Judo	0.00%	0
Mixed Martial Arts	0.00%	0
Parkour	0.00%	0
Rowing	0.00%	0
Rugby League	0.00%	0
Sailing & Windsurfing	0.00%	0
Shooting	0.00%	0
Snowsport	0.00%	0
Squash & Racketball	0.00%	0
Sub-Aqua	0.00%	0
Surfing	0.00%	0
Waterskiing & Wakeboarding	0.00%	0
Weightlifting	0.00%	0
Wrestling	0.00%	0
Yoga	0.00%	0
Athletics	0.99%	1
Fencing	0.99%	1
Lacrosse	0.99%	1
Netball	0.99%	1
Orienteering	0.99%	1
Taekwondo	0.99%	1
Volleyball	0.99%	1
Canoeing	1.98%	2
Cycling	1.98%	2
Table Tennis	1.98%	2

The 2021 Club Development Scotland Survey

Mountaineering	2.97%	3
Rugby Union	2.97%	3
Triathlon	2.97%	3
Cricket	3.96%	4
Swimming	3.96%	4
Basketball	4.95%	5
Tennis	6.93%	7
Bowls	8.91%	9
Badminton	9.90%	10
Gymnastics	9.90%	10
Football	12.87%	13
Other (please specify)	16.83%	17
TOTAL		101

Q4 How is your club run/operated?

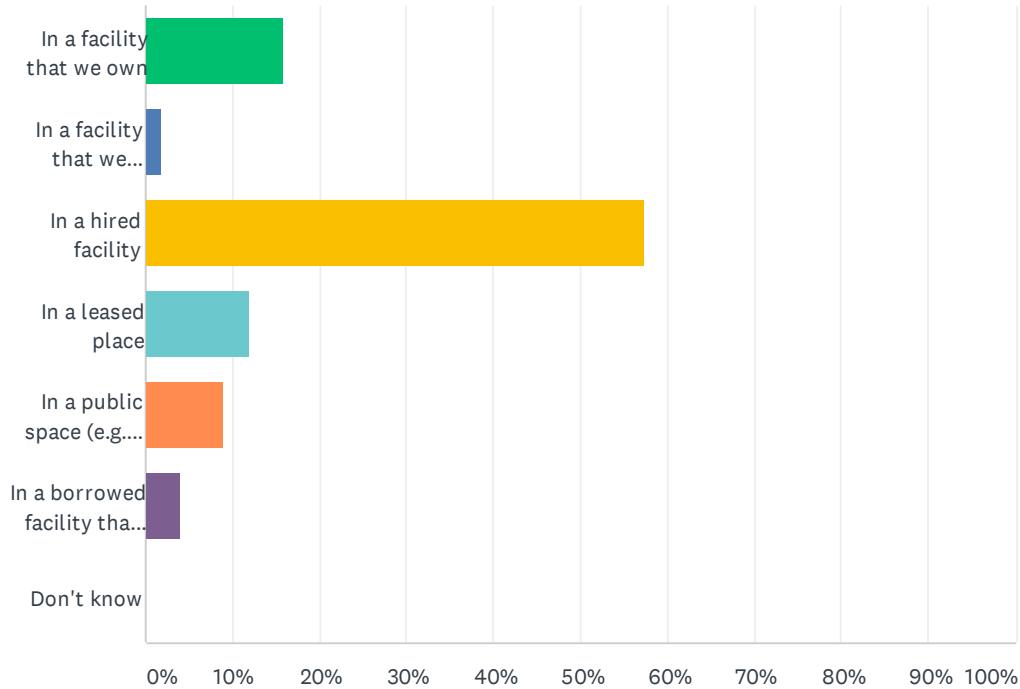
Answered: 101 Skipped: 0



ANSWER CHOICES	RESPONSES	
Entirely by volunteers	75.25%	76
By a mix of paid staff and volunteers	20.79%	21
By paid staff	1.98%	2
Other (please specify)	1.98%	2
TOTAL		101

Q5 Where do your club's activities mainly take place (where do people play, participate or train)?

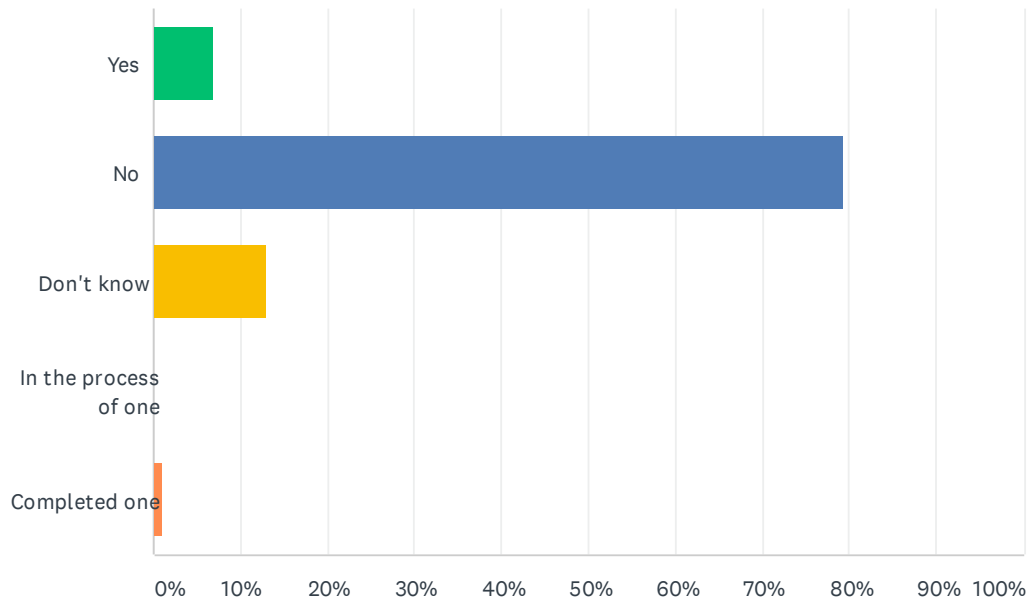
Answered: 101 Skipped: 0



ANSWER CHOICES	RESPONSES	
In a facility that we own	15.84%	16
In a facility that we partially own	1.98%	2
In a hired facility	57.43%	58
In a leased place	11.88%	12
In a public space (e.g. river, forest, beach, air space, highway)	8.91%	9
In a borrowed facility that we do not pay for (e.g. borrowed from a school or another club)	3.96%	4
Don't know	0.00%	0
TOTAL		101

Q6 Are you considering a Community Asset Transfer to take on ownership of an existing sport facility?

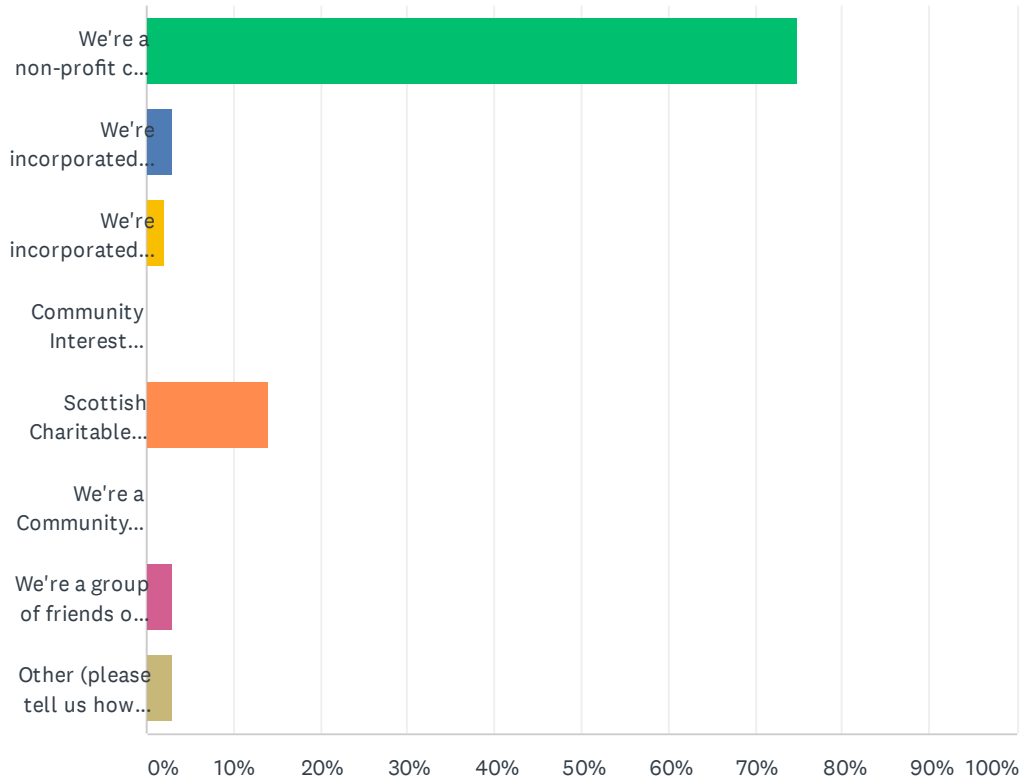
Answered: 101 Skipped: 0



ANSWER CHOICES	RESPONSES
Yes	6.93% 7
No	79.21% 80
Don't know	12.87% 13
In the process of one	0.00% 0
Completed one	0.99% 1
TOTAL	101

Q7 Which of the following best describes how your club is organised?

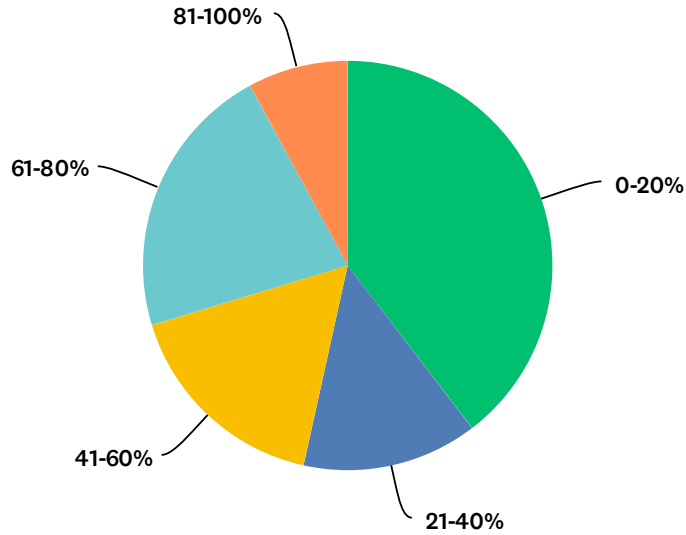
Answered: 100 Skipped: 1



ANSWER CHOICES	RESPONSES	
We're a non-profit club that's typically run by members with a constitution and committee	75.00%	75
We're incorporated as a limited company (by guarantee)	3.00%	3
We're incorporated as a limited company (by shares)	2.00%	2
Community Interest Company (CIC)	0.00%	0
Scottish Charitable Incorporated Company (SCIO)	14.00%	14
We're a Community Benefit Society (CBS)	0.00%	0
We're a group of friends or students who meet informally	3.00%	3
Other (please tell us how your club is organised)	3.00%	3
TOTAL		100

Q8 Roughly, what percentage of your expenditure was spent on hiring facilities in the last complete financial year (prior to COVID-19)?

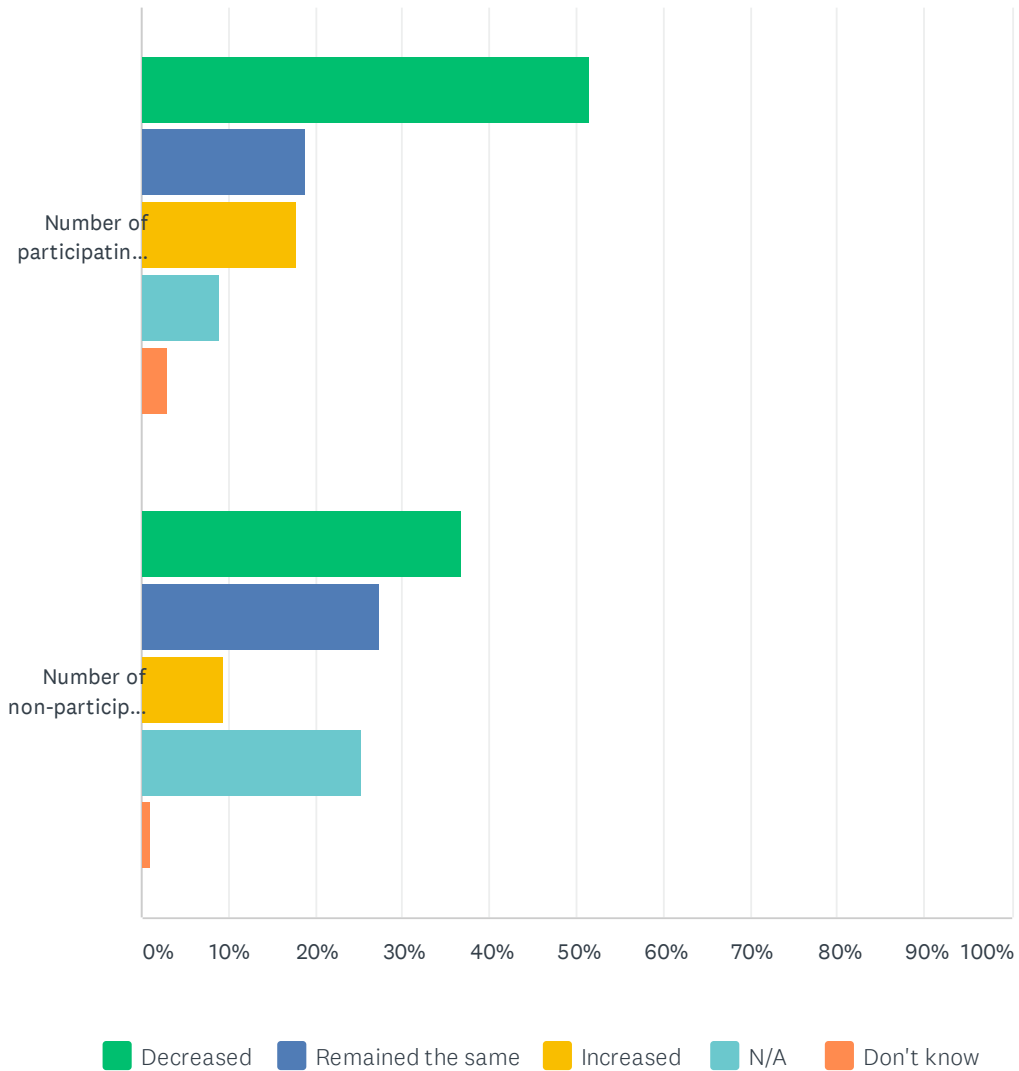
Answered: 101 Skipped: 0



ANSWER CHOICES	RESPONSES	
0-20%	39.60%	40
21-40%	13.86%	14
41-60%	16.83%	17
61-80%	21.78%	22
81-100%	7.92%	8
TOTAL		101

Q9 How has your membership changed since the start of 2020?

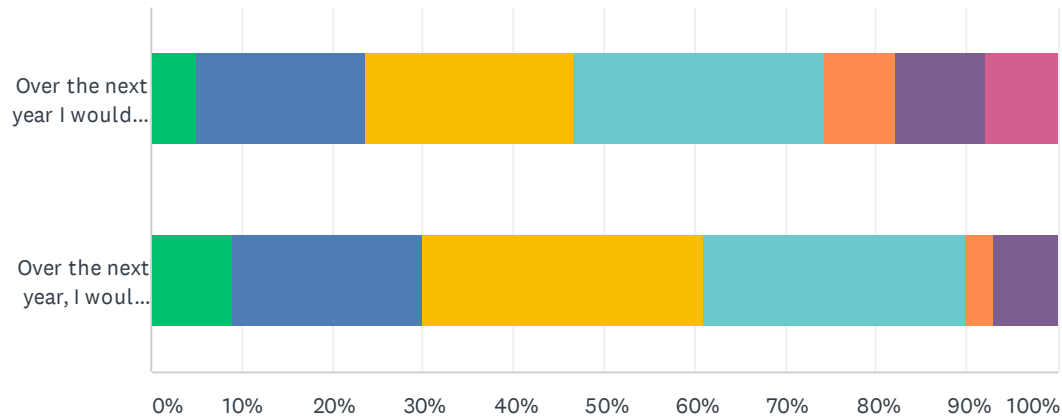
Answered: 101 Skipped: 0



	DECREASED	REMAINED THE SAME	INCREASED	N/A	DON'T KNOW	TOTAL
Number of participating adult members	51.49% 52	18.81% 19	17.82% 18	8.91% 9	2.97% 3	101
Number of non-participating adult members	36.84% 35	27.37% 26	9.47% 9	25.26% 24	1.05% 1	95

Q10 To what extent do you agree/disagree with the following statements:

Answered: 101 Skipped: 0

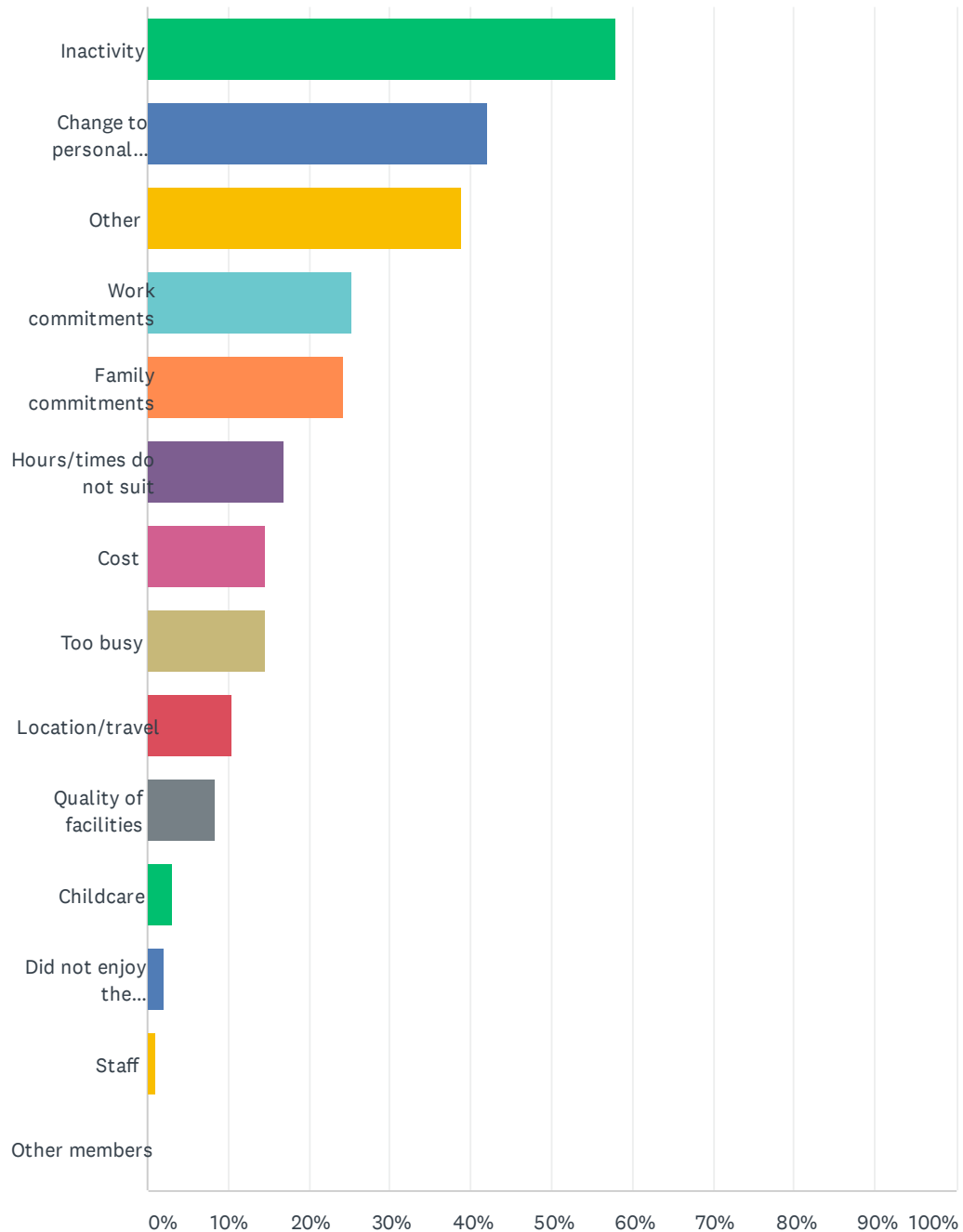


■ Strongly Disagree
 ■ Disagree
 ■ Neither agree nor disagree
 ■ Agree
■ Strongly agree
 ■ Don't know
 ■ N/A

	STRONGLY DISAGREE	DISAGREE	NEITHER AGREE NOR DISAGREE	AGREE	STRONGLY AGREE	DON'T KNOW	N/A	TOTAL
Over the next year I would expect the number of ADULT MEMBERS in the club to grow	4.95% 5	18.81% 19	22.77% 23	27.72% 28	7.92% 8	9.90% 10	7.92% 8	101
Over the next year, I would expect the financial position of my club to improve	9.00% 9	21.00% 21	31.00% 31	29.00% 29	3.00% 3	7.00% 7	0.00% 0	100

Q11 Thinking of members that have left the club in the past year, what have been the main reasons given for leaving? Please select the THREE most common reasons

Answered: 95 Skipped: 6

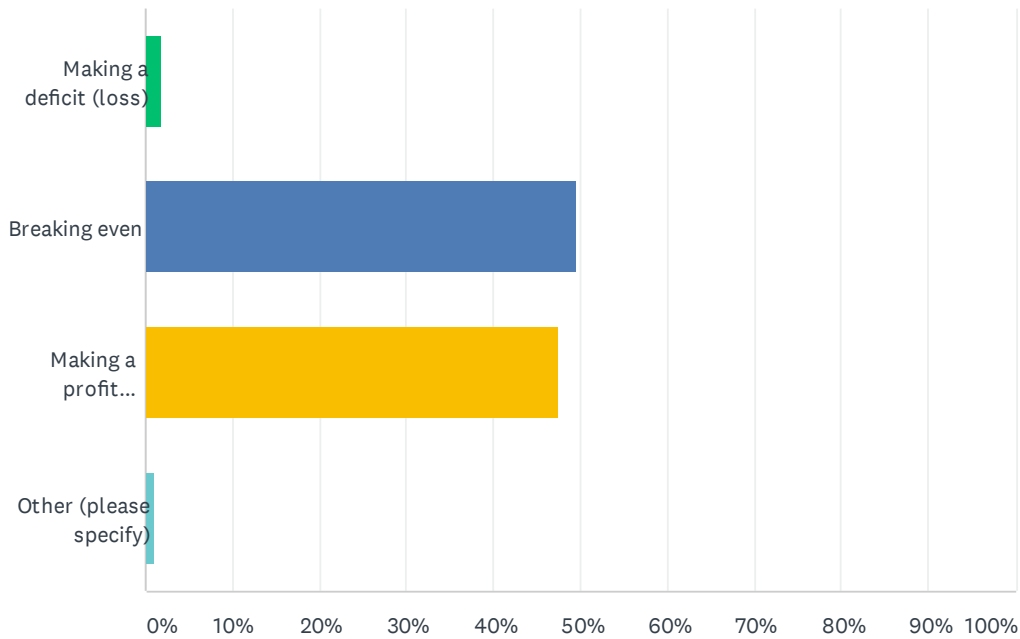


The 2021 Club Development Scotland Survey

ANSWER CHOICES	RESPONSES	
Inactivity	57.89%	55
Change to personal circumstances e.g. moving home	42.11%	40
Other	38.95%	37
Work commitments	25.26%	24
Family commitments	24.21%	23
Hours/times do not suit	16.84%	16
Cost	14.74%	14
Too busy	14.74%	14
Location/travel	10.53%	10
Quality of facilities	8.42%	8
Childcare	3.16%	3
Did not enjoy the sport/activity	2.11%	2
Staff	1.05%	1
Other members	0.00%	0
Total Respondents: 95		

Q12 Before the COVID-19 pandemic, how was your club performing financially?

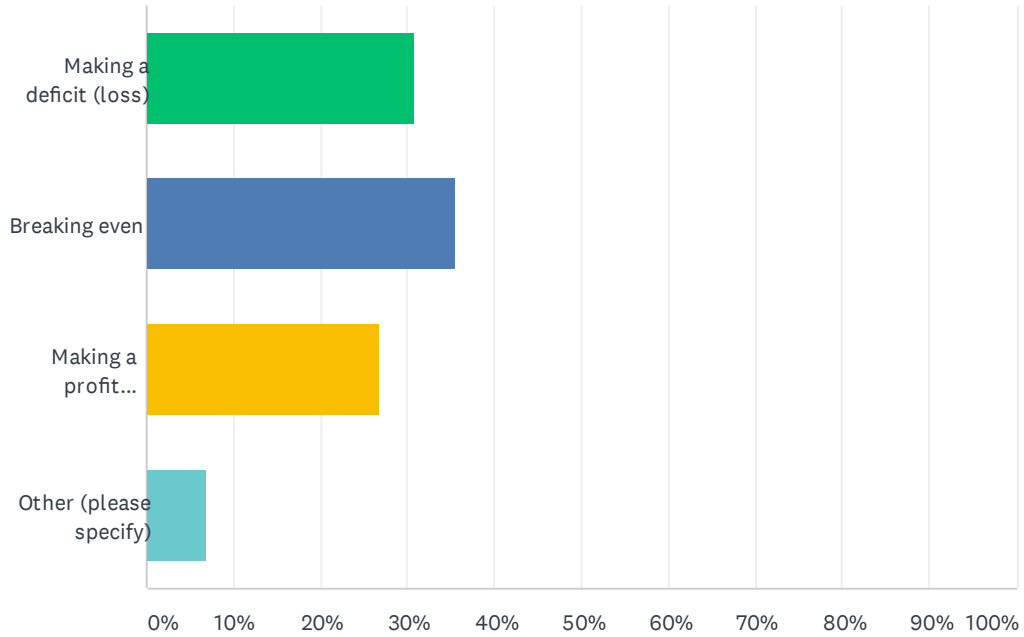
Answered: 101 Skipped: 0



ANSWER CHOICES	RESPONSES	
Making a deficit (loss)	1.98%	2
Breaking even	49.50%	50
Making a profit (surplus)	47.52%	48
Other (please specify)	0.99%	1
TOTAL		101

Q13 How is your club performing financially NOW?

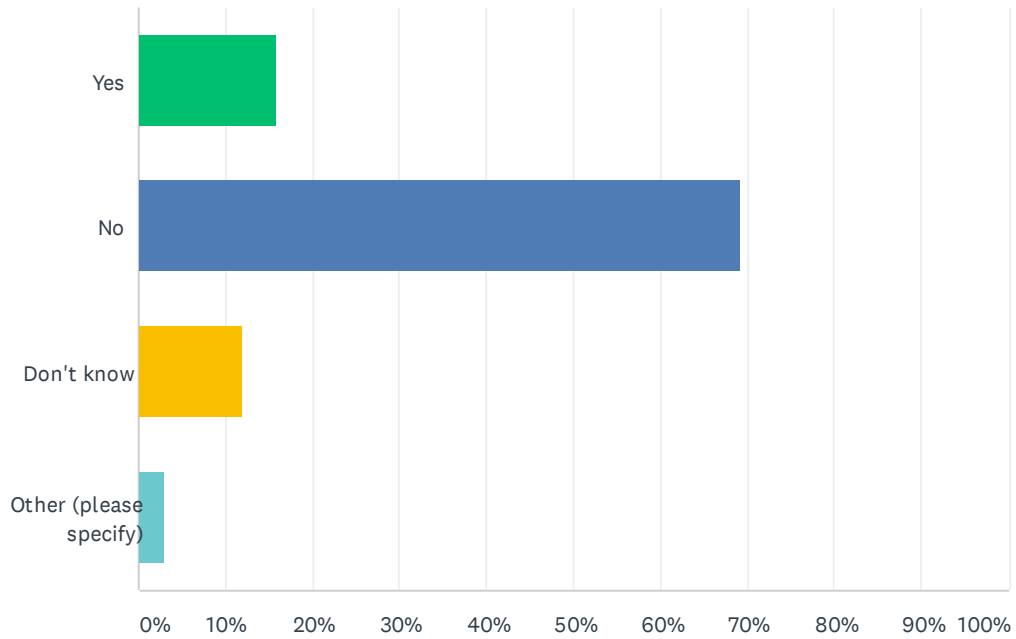
Answered: 101 Skipped: 0



ANSWER CHOICES	RESPONSES	
Making a deficit (loss)	30.69%	31
Breaking even	35.64%	36
Making a profit (surplus)	26.73%	27
Other (please specify)	6.93%	7
TOTAL		101

Q14 Do you have doubts your club will survive the next six months?

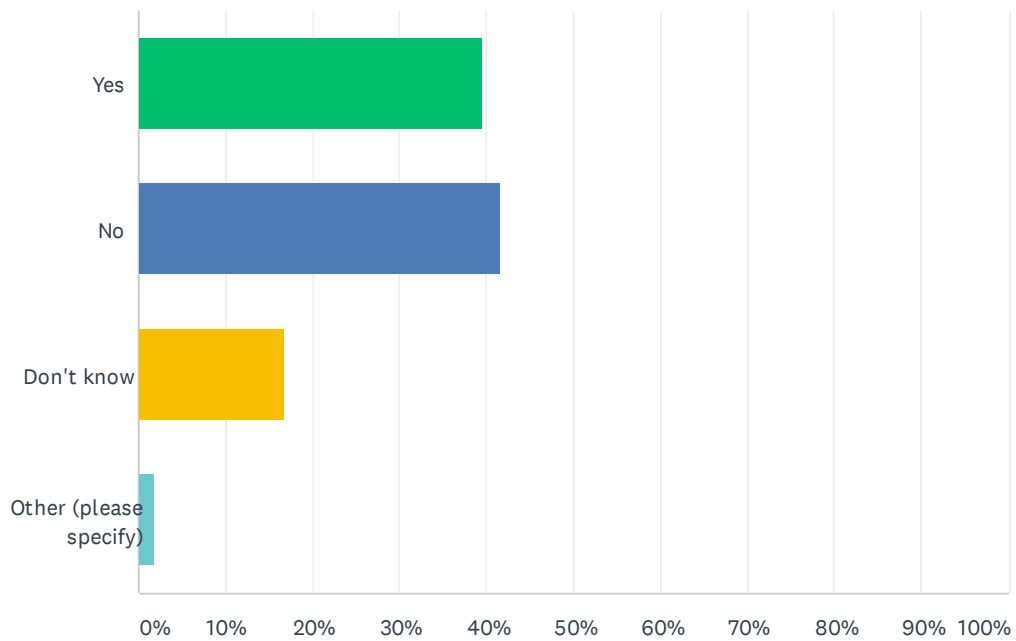
Answered: 101 Skipped: 0



ANSWER CHOICES	RESPONSES	
Yes	15.84%	16
No	69.31%	70
Don't know	11.88%	12
Other (please specify)	2.97%	3
TOTAL		101

Q15 Do you have doubts your club will be able to return to the level of activity it was delivering prior to COVID-19?

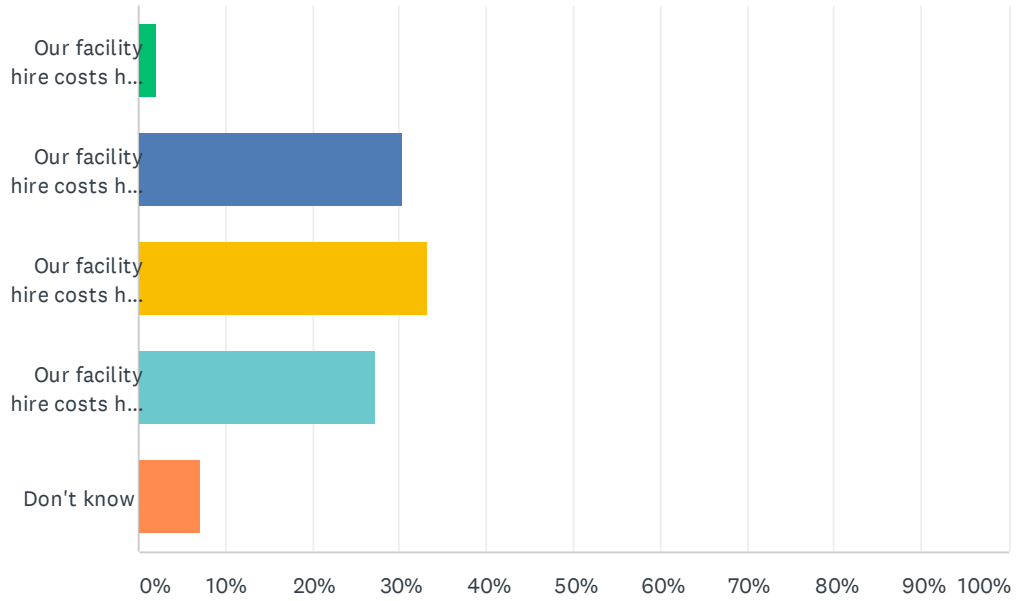
Answered: 101 Skipped: 0



ANSWER CHOICES	RESPONSES	
Yes	39.60%	40
No	41.58%	42
Don't know	16.83%	17
Other (please specify)	1.98%	2
TOTAL		101

Q16 How have your facility hire costs changed over the last five years?

Answered: 99 Skipped: 2

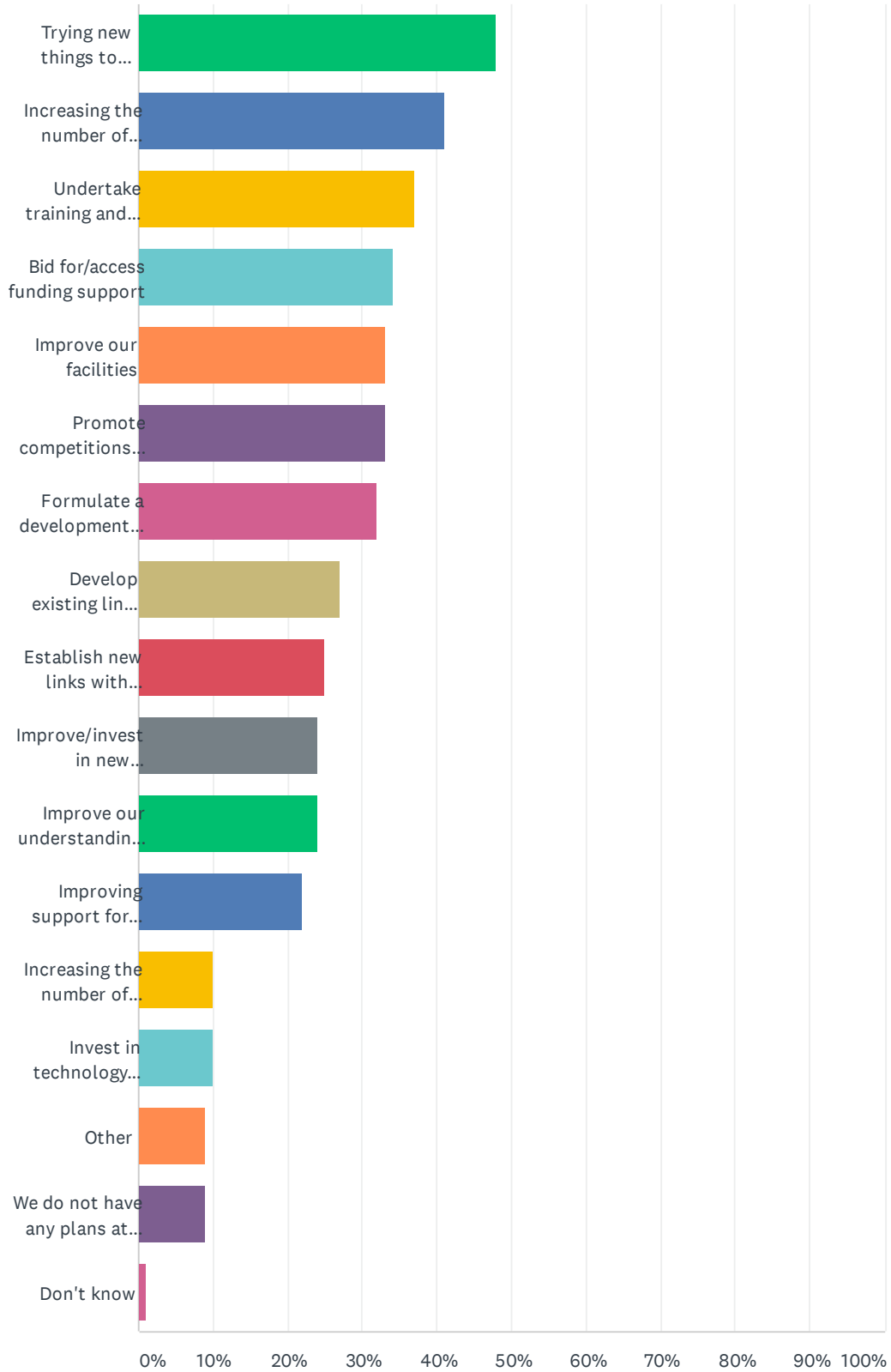


ANSWER CHOICES	RESPONSES	
Our facility hire costs have decreased	2.02%	2
Our facility hire costs have remained fairly constant	30.30%	30
Our facility hire costs have increased a little	33.33%	33
Our facility hire costs have increased significantly	27.27%	27
Don't know	7.07%	7
TOTAL		99

Q17 What do you think will be the main priorities for your club in the next two years?Please select all that apply

Answered: 100 Skipped: 1

The 2021 Club Development Scotland Survey

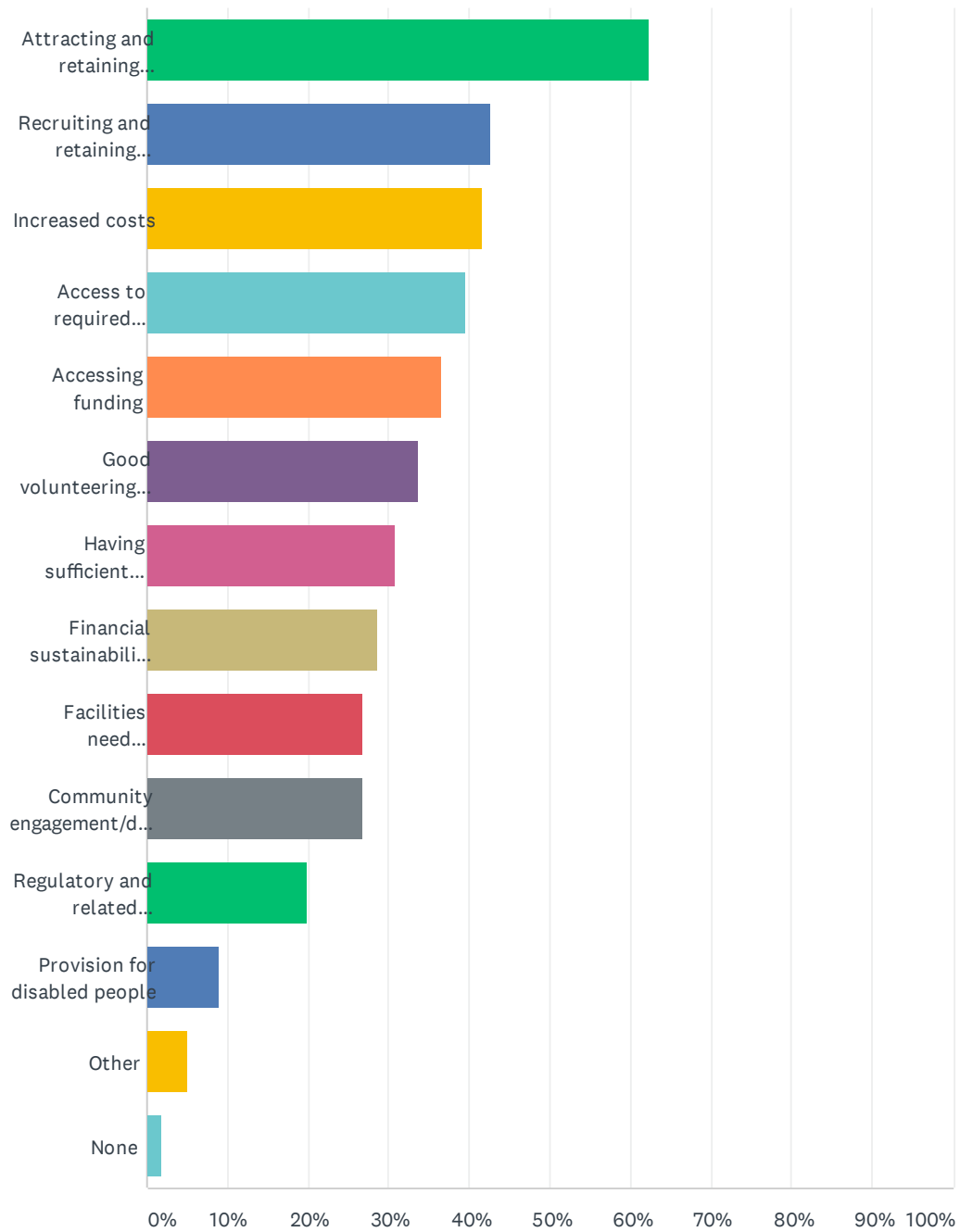


The 2021 Club Development Scotland Survey

ANSWER CHOICES	RESPONSES	
Trying new things to attract participants	48.00%	48
Increasing the number of volunteers	41.00%	41
Undertake training and development	37.00%	37
Bid for/access funding support	34.00%	34
Improve our facilities	33.00%	33
Promote competitions and events	33.00%	33
Formulate a development plan	32.00%	32
Develop existing links with local schools, colleges and/or universities	27.00%	27
Establish new links with local schools ,colleges and/or universities	25.00%	25
Improve/invest in new equipment	24.00%	24
Improve our understanding of the club's members	24.00%	24
Improving support for volunteers	22.00%	22
Increasing the number of disabled people who are members	10.00%	10
Invest in technology (e.g. online booking system, website, swipe cards)	10.00%	10
Other	9.00%	9
We do not have any plans at present	9.00%	9
Don't know	1.00%	1
Total Respondents: 100		

Q18 Which (if any) of the following challenges do you feel your club will face in the next two years?

Answered: 101 Skipped: 0



The 2021 Club Development Scotland Survey

ANSWER CHOICES	RESPONSES	
Attracting and retaining members	62.38%	63
Recruiting and retaining coaches/having enough coaches to deal with demand	42.57%	43
Increased costs	41.58%	42
Access to required facilities	39.60%	40
Accessing funding	36.63%	37
Good volunteering practice e.g. recruiting, retaining and developing volunteers	33.66%	34
Having sufficient resources to accept new members	30.69%	31
Financial sustainability of the club	28.71%	29
Facilities need improving/extending	26.73%	27
Community engagement/developing links with schools	26.73%	27
Regulatory and related requirements	19.80%	20
Provision for disabled people	8.91%	9
Other	4.95%	5
None	1.98%	2
Total Respondents: 101		